



# Fire Features

HALO 36  
MATCH LIT NG

Fire is beautiful and also dangerous if not handled properly. Please have a qualified gas fitter setup and install this product according to local codes.

This product has been tested and certified by Labtest Certification Inc. as being safe, as long as these **minimum clearances to adjacent materials** are maintained.

ANSI Z21.97-2014  
CSA 2.41-2014



### BURNER SPECS

Ignition: Match lit  
Gas type: Natural Gas  
BTU / kWh: 40,000/11.7  
Gas pressure: 3.5" - 7.0" w.c.  
Construction: Brass, Aluminum, S.S.

### CONCRETE SPECS

Strength: 10,000 psi (proprietary)  
Weight: Top - 250 lbs / 113 kg  
Base - 75 lbs / 34 kg

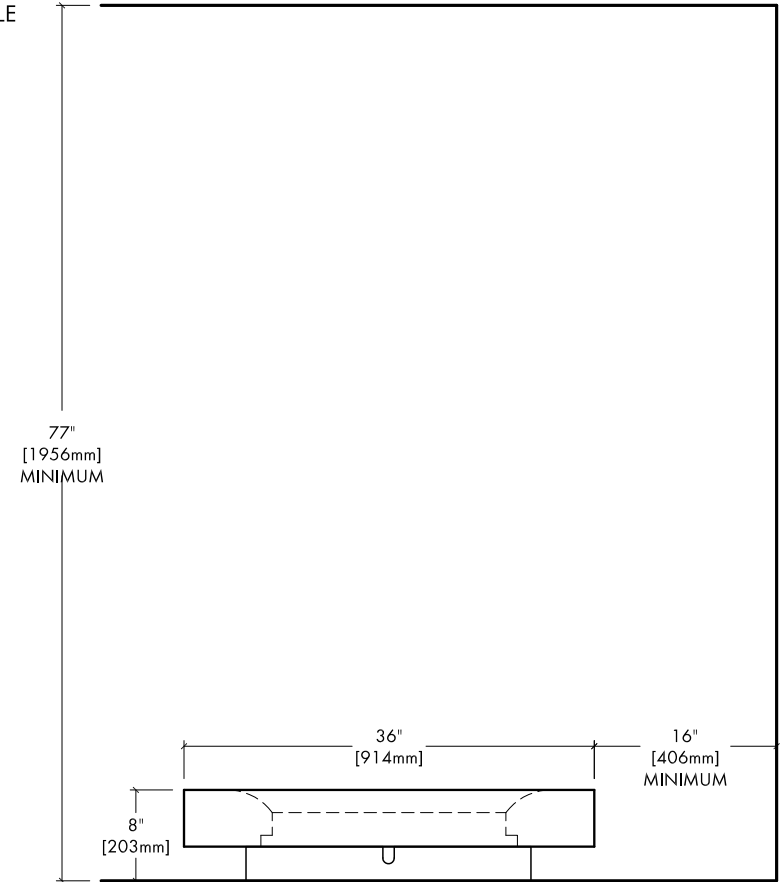
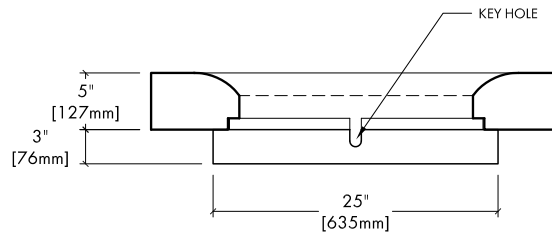
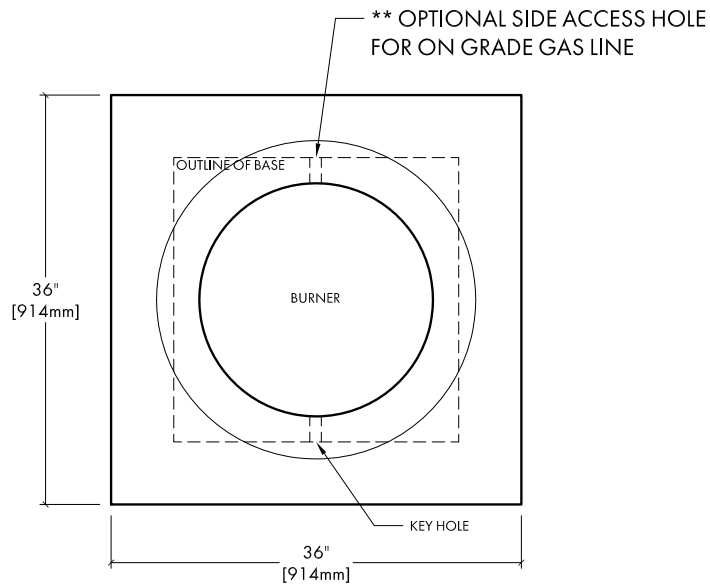
### GAS LINE OPTION

Required: YES  
NO

### JOB / ORDER

Name or Number:

Signature & Date:



CLEARANCES to ADJACENT MATERIALS