



Fire Features

HALO 36
MATCH LIT ETHANOL

Fire is beautiful and also dangerous if not handled properly. Please have a qualified gas fitter setup and install this product according to local codes.

And please ensure these **minimum clearances to adjacent materials** are maintained.

FOR OUTDOOR USE ONLY.

BURNER SPECS

Ignition: Match-lit
Gas type: Ethanol
BTU / kWh: ~40,000 / ~11.7
Construction: Aluminum, S.S.

CONCRETE SPECS

Strength: 10,000 psi (proprietary)
Weight: Top - 185 lbs / 85 kg
Base - 77 lbs / 35 kg

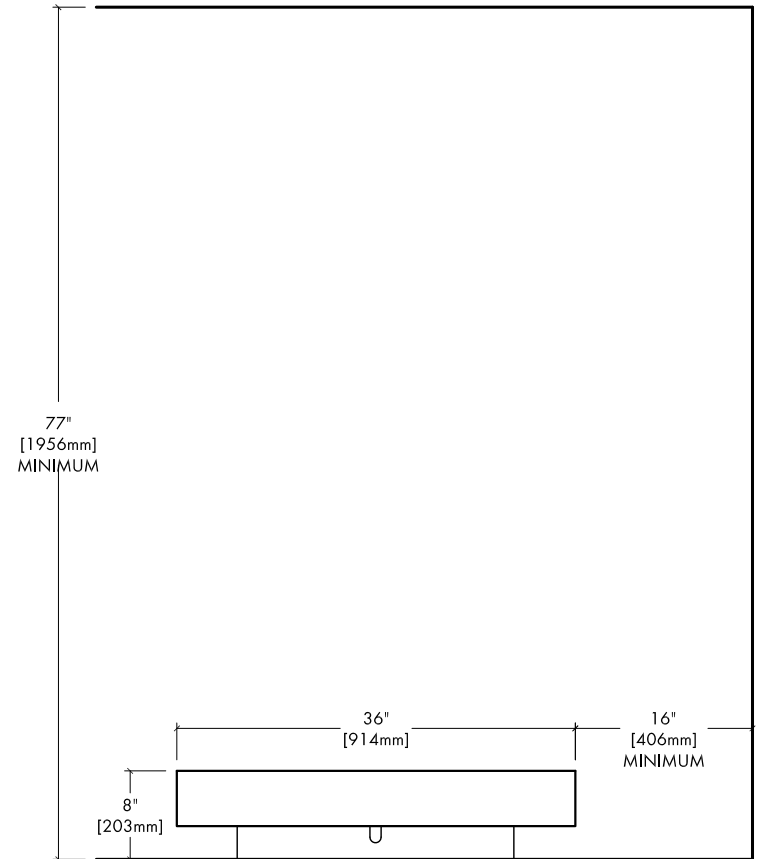
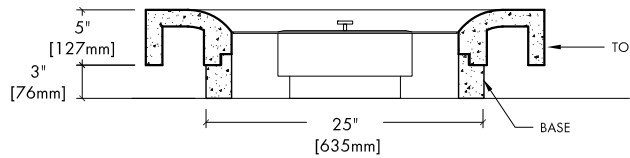
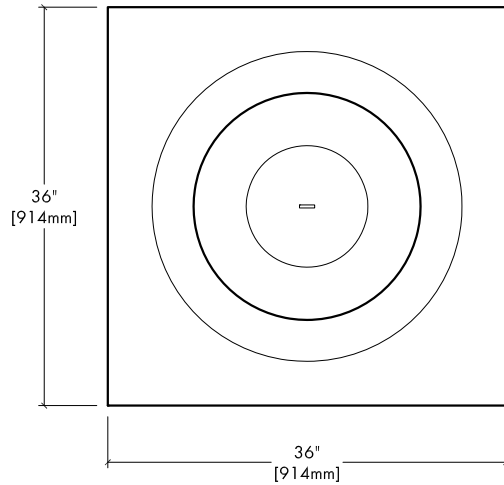
ACCESSORIES:

Included: Lighting wand
Not included: Ethanol fuel

JOB / ORDER

Name or Number:

Signature & Date:



CLEARANCES to ADJACENT MATERIALS